

**SCIENTIFIC
PROGRAM**

11TH, 12TH, & 13TH AUGUST

2023.3

**ITC GRAND CHOLA
CHENNAI**



SCAN HERE



COURSE DIRECTORS



• **Mathew Samuel K**
CHENNAI



• **Ashok Seth**
NEW DELHI



• **Ajit Mulasari S**
CHENNAI



• **Sengottuvelu G**
CHENNAI



• **Rony Mathew**
KOCHI



• **Vijayakumar S**
CHENNAI

INTERNATIONAL FACULTY



• **Carlos Collet**
BELGIUM



• **Elvin Kedhi**
BELGIUM



• **Gary S Mintz**
USA



• **Giulio Guagliumi**
ITALY



• **Joo Myung Lee**
KOREA



• **Owen Christopher Raffel**
AUSTRALIA



• **Patrick Serruys**
IRELAND



• **Sayan Sen**
UK



• **Shoichi Kuramitsu**
JAPAN



• **Ziad Ali**
USA

NATIONAL FACULTY

AASHISH CHOPRA - CHENNAI

ADITYA M - SECUNDERABAD

AFTAB KHAN - KOLKATA

AJAY SWAMY - SECUNDERABAD

AJIT MEHTA - PUNE

AJITH A PILLAI - CHENNAI

AMARAPALLI JAYACHANDRA - JAIPUR

ANAND GNANARAJ - CHENNAI

ANANTHARAMAN R - CHENNAI

ANIL POTDAR - MUMBAI

ANKUSH GUPTA - PUNE

ANUJ SARDA - NAGPUR

ARUN KALYANASUNDARAM - CHENNAI

ARUN MOHANTY - DELHI

ARUNACHALAM E - TIRUNELVELI

ASHOK KUMAR A - CHENNAI

ASHRAF S M - KERALA

AYAN KAR - KOLKATA

BAHULEYAN C G - TRIVANDRUM

BALAJI P - CHENNAI

BALBIR SINGH - GURGAON

BARUAH D K - VISHAKHAPATNAM

BINOY JOHN - CHENNAI

C RAGHU - HYDERABAD

CHADHA D S - BANGALORE

CHANDRABHAN MEENA - JAIPUR

CHANDRAMOULI B C - HOSUR

CHANDRASEKARAN K - CHENNAI

DHAMODARAN K - CHENNAI

EZHILAN J - CHENNAI

GANESAN N - MADURAI

GIRISH NAVASUNDI - BANGALORE

GOPALA KRISHNA K - VIJAYAWADA P K

HEMANT KHEMANI - MUMBAI

HIMANSHU GUPTA - CHANDIGARH

ILAYARAJA U - CHENNAI

JABIR A - TRIVANDRUM

JASPAL ARNEJA - NAGPUR

KALAIHELVAN U - CHENNAI

KANNAN B R J - MADURAI

KAPARTHI P L N - HYDERABAD

KAPIL BHARGAVA - UDAIPUR

KARUPPIAH SKP - MADURAI

KASHINATH GHOSH HAZRA - KOLKATA

KATHIRESAN M - CHENNAI

KAUSHIK DASGUPTA - KOLKATA

KESAVAMOORTHY B - TANJORE

KESHAVA R - BANGALORE

K M K REDDY - HYDERABAD

KUNTAL BHATTACHARYA - KOLKATA

LATCHUMANADHAS K - CHENNAI

MADAN KUMAR - CHENNAI

MAHESH N K - MUMBAI

MANOJ CHOPDA - NASHIK

MANOJ S - CHENNAI

MANOKAR P - CHENNAI

MANTRI R R - DELHI

MATHAVAN A - MADURAI

MOHAN MANI - COIMBATORE

NAGENDRA BOOPATHY S - CHENNAI

NANDHAKUMAR V - CHENNAI

NAVEEN BHAMRI - DELHI

NISHIT CHANDRA - NEW DELHI

P C RATH - HYDERABAD

P K HAZRA - KOLKATA

PALANIVEL RAJAN - DINDIGUL

PANKAJ JARIWALA - HYDERABAD

PANKAJ MANORIA - BHOPAL

PRAFULL SHARMA - NEW DELHI
PRAMOD KUMAR - HYDERABAD
PRASHANT JAGTAP - NAGPUR
PRATHAP KUMAR N - KOLLAM
PREMCHAND JAIN - HYDERABAD
RAJESH VIJAYVERGHIA - CHANDIGARH
RAJIV SETHI - PUNE
RAJPAL K ABHAICHAND - COIMBATORE
RAMAKRISHNA J - HYDERABAD
RAMESH GADEPALLI - SECUNDERABAD
RAMKUMAR S R - CHENNAI
RATH P C - HYDERABAD
RAVI KUMAR ALURI - HYDERABAD
RAVIKANTH A - HYDERABAD
RAVINDRAN R - TRICHY
REFAI SHOWKATHALI - CHENNAI
RISHIKESH UMALKAR - NAGPUR
RISHI SETHI - LUCKNOW
ROHIT MODY - BATHINDA
ROOPALI KHANNA - LUCKNOW
SADHANANDHAM S - CHENNAI
SAHOO P K - BHUBANESHWAR
SAJAN NARAYANAN - ANGAMALY
SAMBASIVAM K A - COIMBATORE
SAMIR KUBBA - MEERUT
SANDEEP BANSAL - NEW DELHI
SANDEEP KUMAR - PATNA
SANJAY C PORWAL - BELGAUM
SANJEEB ROY - JAIPUR
SARAVANAN D M T - COIMBATORE
SASTRY B K S - HYDERABAD
SATHISHKUMAR S - MADURAI
SAURABH MEHROTRA - CHANDIGARH
SELVAMANI S - MADURAI
SHAH V T - MUMBAI
SHARATH REDDY A - HYDERABAD
SHIRISH HIREMATH M S - PUNE

SHUNMUGA SUNDARAM - MADURAI
SIDDHARTHA MANI - KOLKATA
SIVAKUMAR R - MADURAI
SIVAPRASAD K - TRIVANDRUM
SOUMYA PATRA - KOLKATA
SREENIVAS KUMAR A - HYDERABAD
SRIDHAR KASTURI - HYDERABAD
SRINIVASAN NARAYANAN - CHENNAI
SRINIVASAN R - WARANGAL
SUBHASH CHANDRA - DELHI
SUDEB MUKHERJEE - KOLKATA
SUHAS HARDAS - PUNE
SUJATHA V - VISHAKHAPATNAM
SUNDAR C - CHENNAI
SURESH KUMAR K P - CHENNAI
SURESH KUMAR R - COIMBATORE
SURESH V PATTED - BELGAUM
TANUJ BHATIA - DEHRADUN
TOM DEVASIA - MANIPAL
UDAY MAHORKAR - NAGPUR
VIJAYACHANDRA REDDY - CHENNAI
VIJESH ANAND - MADURAI
VINEET SANKHLA - AHMEDABAD
VINOD KHANDAIT - NAGPUR
VIVEK G - BANGALORE
YUSUF KUMBLE - MANGALORE
ZEESHAN LAKHANI - CHENNAI

NATIONAL ASSOCIATE FACULTY

ABHAY SOMANI

ABHISHEK KASHA

AJAY JOSHI

AKINCHAN BHARDWAJ

AKSHAY PRASHANTH

ANADHRAJ PANNEERSELVARAJ

ANAND K

ANSHUL GUPTA

ANSHUL JAIN

ASHWIN KODLIWADMATH

BALWINDER SINGH

CHIRAG SHETH

DAMODHAR S

DIHEIRAIBE NDANG

GANESAN MANOHAR

IMRAN HAFEEZ

JAWAHAR FAROOK

KAPIL CHALLAWAR

KARTHIK NATARAJAN

KAVITA TYAGI

KIRANKUMAR MADHUPADA

KRANTHI KUMAR

LAVANYA NARRA

MANOJKUMAR ROHIT

MOHAJIT ARNEJA

MOHAMED ILIYAS

NAGESWARARAO GOTETI

NAGULA PRAVEEN

NIKHIL SINGHANIA

NIRAJ RAGHANI

PARAG TAMBERI

PRAVEEN A

PRIYA PALIMKAR

RADHA PRIYA YALAMANCHI

RAJ PRATAP SINGH

RAJESH NATUVA

RALLAPALLI SPANDANA

RICHA SHARMA

ROHIT SWAMINATHAN

RUFUS DEMEL

SANOOP K S

SENTHILRAJ THANGASAMI

SHAHEER AHMED A

SHYAM KUMAR G

SIMIT SHAH

SOMYATA SOMENDRA

SRINIVASAREDDY KARASANI

SUBASHINI SUBRAMANI

SUBBURAMAKRISHNAN P

SUNDARAM C

VARUN MARIMUTHU

VENKATESAN KONGUNATTAN

VINESH JAIN

VINOTH KUMAR

**Fundamentals of Intravascular Imaging and Physiology
- Learning from the Masters**

01.30 PM - 02.45 PM Session 1: 1-2-3 of IVUS Imaging

Masters Gary Mintz, Shoichi Kuramitsu, Himanshu Gupta, Ajith A Pillai

01.30 - 01.50 PM Talk 1 - IVUS Basics and Plaque Characterization

Ajith A Pillai

01.50 - 02.10 PM Talk 2 - Artifacts and Vessel Measurements

Shoichi Kuramitsu

02.10 - 02.30 PM Talk 3 - Lesion Preparation and Stent Optimization

Gary Mintz

02.30 - 02.45 PM Talk 4 - Post Stent Special Situations

Himanshu Gupta

02.45 PM - 04.00 PM Session 2: MLD MAX of OCT Imaging

Masters Ziad Ali, Giulio Guagliumi, Chadha D S, Rajesh Vijayverghia

02.45 - 03.10 PM Plaque Characterization

03.10 - 03.35 PM Artifacts

03.35 - 04.00 PM OCT Guided Stenting

04.00 PM - 05.15 PM Session 3: Nuts and Bolts of Coronary Physiology

Masters Joo Myung Lee, Carlos Collet, Prashant Jagtap, Vijaykumar S

04.00 - 04.05 PM **Introduction to the Session:**

Why Coronary Physiology?

Vijayakumar S

04.05 - 04.25 PM **Indices and Indications:**

01. Coronary Flow Reserve
02. Fractional Flow Reserve
03. Hyperemic Stenosis Resistance
04. Non-hyperemic Indices
05. Microvascular Indices

Prashant Jagtap

04.25 - 04.50 PM **Step by Step and Troubleshooting**

Joo Myung Lee

04.50 - 05.10 PM **Tips and Tricks in Special Situations:**

01. ACS - When and Which Indices
02. LM
03. Serial Lesions and Diffuse Disease

Carlos Collet

05.10 - 05.15 PM **Holistic approach:**

Macrovascular / Microvascular

Vijayakumar S

05.15 PM - 05.30 PM Tea Break ☕

05.30 PM - 06.30 PM Session 4: Cardiac CT for Coronary Intervention

Vijayakumar S

**Masters Vijayakumar S, Zeeshan Lakhani, Madan Kumar,
Anand Gnanaraj**

05.30 - 05.50 PM Case in Box : Cardiac CT Guided Coronary Intervention

Carlos Collet

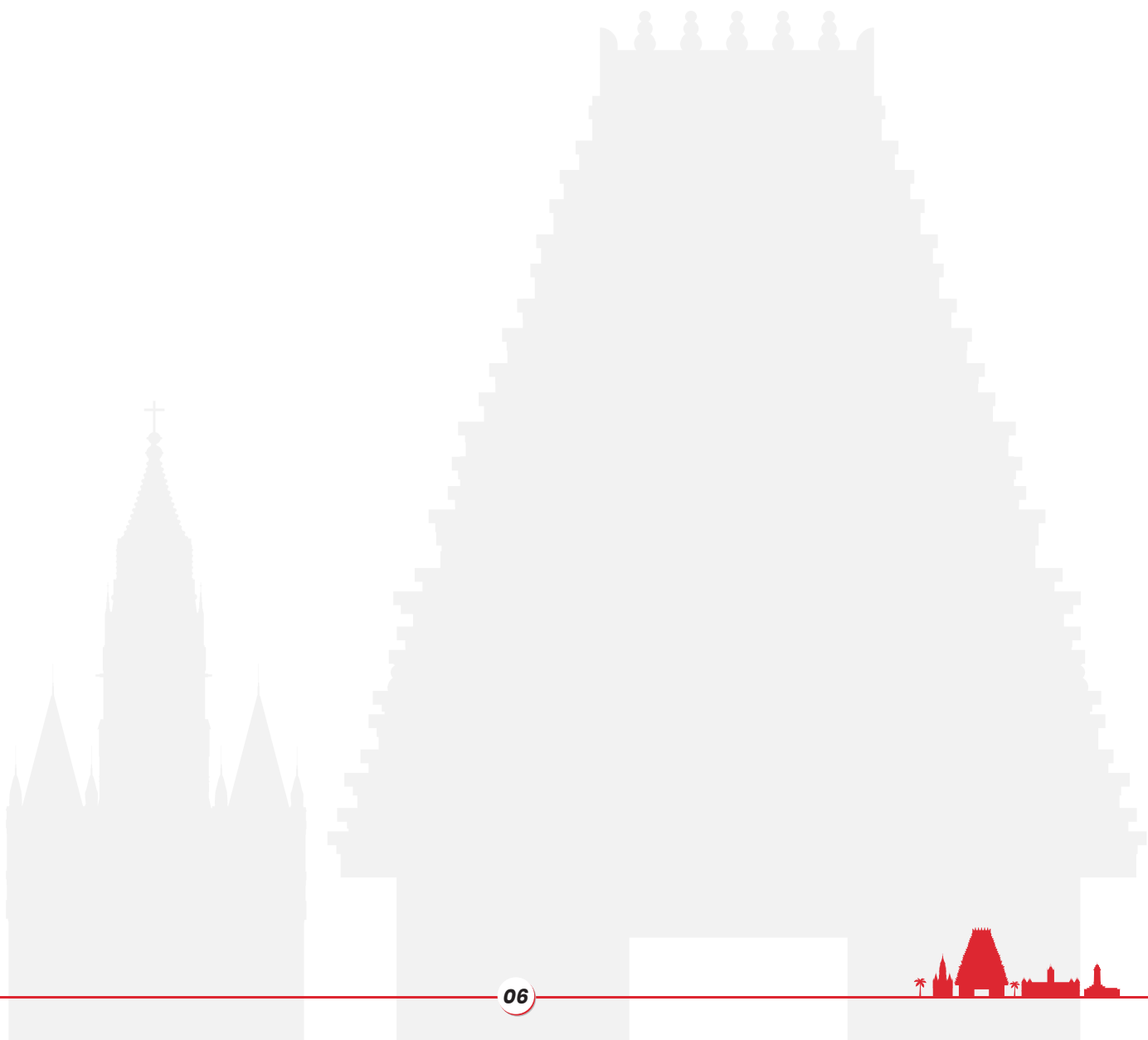
06.00 - 06.20 PM Plenary Lecture: CT Coronary Angiogram: The Current Standard
Imaging for Chronic Stable Angina

Patrick Serruys 

06.30 PM - 07.30 PM Post Session - Imaging / Physiology Quiz

Masters Ziad Ali, Owen Christopher Raffel, Giulio Guagliumi,
Carlos Collet, Ashok Seth, Ajit Mulasari S, Sengottuvelu G,
Vijayakumar S, Balbir Singh

07.30 PM - 08.30 PM Dinner 🍴



Day 2 – 12th August 2023 – HALL A

08.30 AM - 10.40 AM Session 5: LM / Bifurcation Interventions

Chairpersons Owen Christopher Raffel, Ashok Seth, Bahuleyan C G, Mantri R R, Viveka Kumar

Moderators Vijayachandra Reddy Y, Keshava R, Srinivasan Narayanan, Vijesh Anand, Kuntal Bhattacharya, Siddhartha Mani, Sudeb Mukherjee, Kapil Bhargava

08.30 - 09.15 AM Live case 1: Apollo Hospitals, Chennai



09.15 - 09.30 AM LM stenting - Lessons Learned from Intravascular Imaging

09.30 - 09.45 AM 3 D OCT Imaging for Bifurcation Stenting

09.45 - 10.00 AM Preventing Side Branch Instent Restenosis after LM Bifurcation Angioplasty using OCT

10.00 - 10.10 AM Tips & Tricks for Left Main OCT Imaging

10.10 - 10.20 AM How do I approach calcium in Left Main?

10.20 - 10.30 AM Old is Gold and Gold is never Too Old

10.30 - 10.40 AM Image Guided LM Bifurcation - My approach

Mathew Samuel /

Balbir Singh /

Giulio Guagliumi

Elvin Kedhi

Shoichi Kuramitsu

Ankush Gupta

Sengottuvelu G

Sivakumar R

Himanshu Gupta

Chadha D S

10.40 AM - 12.10 PM Session 6: Imaging / Physiology Guided ACS Intervention

Chairpersons Shoichi Kuramitsu, Sajan Narayanan, Subhash Chandra, Sreenivas Kumar A, Anil Potdar

Moderators Tom Devasia, Ramesh Gadepalli, Aashish Chopra, Sarita Gulati, Ronak Shah

10.40 - 10.55 AM Can Intravascular Imaging Detect Vulnerable Plaque, and if so, does it make sense to try?

10.55 - 11.10 AM OCT in ACS - Pathology Guided Treatment

11.10 - 11.25 AM SCAD - Insights from Intravascular Imaging

11.25 - 11.40 AM Role of Physiology in Ultra Low Contrast PCI

11.40 - 11.50 AM Pressure Wire Guided PCI in ACS

11.50 - 12.00 Noon Challenge of Ambiguous Angio

12.00 - 12.10 PM ACS in a Patient Years after PCI

Gary Mintz

Giulio Guagliumi

Owen Christopher

Raffel

Sayan Sen

Saravanan DMT


Sreenivas Kumar A

Sandeep Bansal

12.10 PM - 01.50 PM Session 7: Coronary Physiology in Special Situations

Chairpersons Joo Myung Lee, Shirish Hiremath M S, Jaspal Arneja, Ramkumar S R

Moderators Chandrasekharan K, Nandhakumar Vasu, Aftab Khan, Sathish Kumar, Kaushik Dasgupta, Sandeep Kumar, Suresh Kumar R, Ayan Kar

- 12.10 - 12.55 PM Case in Box: Microvascular Assessment 
- 12.55 - 01.10 PM Contemporary Approach to INOCA
- 01.10 - 01.25 PM Coronary Physiology in Special Subsets - Severe AS, Severe LVH, AF, LV Dysfunction
- 01.25 - 01.40 PM Angiography Derived Physiology
- 01.40 - 01.50 PM Physiological Assessment of Coronary Lesions in Patients for TAVR

Ziad Ali
 Carlos Collet
 Owen Christopher
 Raffel
 Joo Myung Lee
 Suhas Hardas

Luncheon Symposium - Abbott

01.50 PM - 02.50 PM

Session 8: Stent Failure

02.50 PM - 03.50 PM Gary Mintz, Giulio Guagliumi, Uday Mahorkar, P C Rath,

Chairpersons Sujatha V, Kirti Punamiya

B K S Sastry, Balaji P, Sundar C, Ramakrishna J, Rajiv Sethi,

Moderators K N Ganesh

Current Approach to Image Guided Management of ISR

- 02.50 - 03.05 PM ST - Current Imaging Algorithm
- 03.05 - 03.20 PM Interesting Case of Stent Failure
- 03.20 - 03.30 PM Stent Failure - The Way I Approach
- 03.30 - 03.40 PM Instant Restenosis (ISR) PCI - The Way I Approach
- 03.40 - 03.50 PM

Balbir Singh
 Sahoo P K
 Selvamani S
 Kathiresan M
 Mohan Mani

Session 9: Calcified Lesion Intervention

03.50 PM - 05.50 PM Ziad Ali, Ajit Mulasari S, Rishi Sethi, Naveen Bhamri, D K Baruah

Chairpersons Vivek G, Mathavan A, Vinod Khandait, Rishikesh Umalkar,

Moderator Shah V T, Amarapalli Jayachandra, Samanjoy Mukherjee,
 Gajendra Dubey

Live case 2: Apollo Hospitals, Chennai

03.50 - 04.35 PM



Eccentric Calcium / Calcified Nodule

- 04.35 - 04.50 PM Intrastent / Persistent Calcium
- 04.50 - 05.05 PM OCT Insights from IVL Studies
- 05.05 - 05.20 PM My Educative Case with IVL - Using OCT
- 05.20 - 05.30 PM My Educative Case with IVL - Using IVUS
- 05.30 - 05.40 PM Calcified Lesion Presenting as ACS
- 05.40 - 05.50 PM

Sengottuvelu G /
 Vijayakumar S /
 Owen Christopher
 Raffel

Shirish Hiremath
 Ashok Seth
 Ziad Ali
 Nishiith Chandra
 Pankaj Manoria
 Nagendra
 Boopathy S

Session 10: Imaging and Physiology in CHIP PCI



05.50 PM - 07.55 PM Rony Mathew, Kannan B R J, C Raghu, Gopalakrishna K,

Chairpersons Amitabh Yaduvanshi

Kathiresan M, Sadhanandham S, Ashok Kumar A, Ilayaraja U,

Moderators Arunachalam E, Anuj Sarada, Karuppiyah SKP, Sahil Mahajan

Live in Box: Key Role of Imaging During CHIP PCI

- 05.50 - 06.20 PM Usefulness of LASER - Case in a Box 
- 06.20 - 06.35 PM  Imaging for Device Selection
- 06.35 - 06.45 PM Diffuse ISR
- 06.45 - 06.55 PM Imaging to Decide Restenting in ISR
- 06.55 - 07.05 PM Calcific Multivessel Disease with CKD
- 07.05 - 07.15 PM Image Enhanced CHIP PCI Solutions to Failed PCI
- 07.15 - 07.25 PM Impella Supported Single Surviving Vessel
- 07.25 - 07.35 PM Left Main PCI - Imaging Mandatory
- 07.35 - 07.45 PM Complex PCI in Cardiogenic Shock
- 07.45 - 07.55 PM

Ashok Seth
Sengottuvelu G /
Vijayakumar S
Girish Navasundi
Dhamodaran K
Roopali Khanna
Jabir A
Manoj S
Sridhar Kasturi
Refai Showkathali S
Rajpal K
Abhaichand

Dinner

08.00 PM Onwards 

Day 2 – 12th August 2023 – HALL B

07.30 AM - 08.30 AM Breakfast Symposium - Philips 

08.30 AM - 10.00 AM **Session 1: Acute Coronary Syndrome**

Judges Gary Mintz, Rajesh Vijayverghia, Jabir A, Saravanan D M T, Manoj Chopda, Sanjay C Porwal

08.30 - 08.40 AM	Complex PCI in ACS Subset With Mechanical Circulatory Support	Karthik Natarajan
08.40 - 08.50 AM	Dealing with Hard Rocks in ACS	Druv Kumar Jadeja
08.50 - 09.00 AM	A Challenging Case Of Coronary Aneurysm: Whats New	Ganesan Manohar
09.00 - 09.10 AM	When The Rescuer is an Automated Machine Lucas CPR Assisted Primary PCI	Mohamed Iliyas
09.10 - 09.20 AM	IVUS Guided LPA Plasty	RR Mantri
09.20 - 09.30 AM	Primary PCI in A Calcified Vessel: IVUS Guided	Srinivasareddy
09.30 - 09.40 AM	Swiss Cheese Appearance: OCT Insights	Karasani
09.40 - 09.50 AM	Nonculprit CTO PCI in Post ACS Cardiogenic Shock	Anuj Sarda
09.50 - 10.00 AM	Case of Treated and Prevented STEMI: An Image Guided Complete Revascularization	Nikhil Singhania
		Vinoth Kumar

10.30 AM - 12.30 PM **Session 2: Calcified Lesion Intervention**

Judges Elvin Kedhi, Ankush Gupta, Kesavamoorthy B, P K Hazra, Hemant Khemani, Suresh V Patted

10.30 - 10.40 AM	LM Trifurcation Nemo Resideo	Himanshu Gupta
10.40 - 10.50 AM	Orbital Atherectomy Assisted PCI of Severely Calcified Coronaries	Radha Priya
10.50 - 11.00 AM	RCA ISR Calcium Nodule Managed with OCT Imaging	Yalamanchi
11.00 - 11.10 AM	Synergistic Role of Rotablation and Cutting Balloon Angioplasty in a Case of Complex Calcific Bifurcation PCI	Venkatesan
11.10 - 11.20 AM	Rotatripsy Plus a Hybrid Drill and Disrupt Approach in a Heavily Calcified Vessel Under IVUS Guidance	Kongunattan
11.20 - 11.30 AM	Cracking Superficial and Heavy Calcium Scoring Ballon Scores	Praveen A
11.30 - 11.40 AM	Calcified Circumflex IVUS Currently Available Technology Made it Possible	Sanoop K S
11.40 - 11.50 AM	Calcified RCA Contemporary Role of ROTA and IVL	Sathishkumar
11.50 - 12.00 Noon	Calcific Lesion Handling by IVL Under Image Guidance	Subbaraj
12.00 - 12.10 PM	Cracking The Nodule Rotatripsy	Somyata Somendra
12.10 - 12.20 PM	Image Guided Rotatripsy in a Sereverly Calcified Coronary Artery	Manojkumar Rohit
		Kavita Tyagi
		Simit Shah
		Abhishek Kasha

12.20 - 12.30 PM	Calcific LM PCI	Anshul Jain
12.30 PM - 01.50 PM	Session 3: Chronic Total Occlusion Intervention	
Judges	Prathap Kumar N, Anand Gnanaraj, Arun Kalyanasundaram, A Sharath Reddy, Tanuj Bhatia, Rajeev Rathi	
12.30 - 12.40 PM	IVUS Guided Retrograde Wiring in Intramural Hematoma	Daya Vaswani
12.40 - 12.50 PM	IVUS Guided Hybrid Approach CTO PCI	Sundaram C
12.50 - 01.00 PM	Feel Of Distal Touch Learning Tips Tricks	Mohan Mani
01.00 - 01.10 PM	Retrograde CTO PCI via Ipsilateral Collaterals	Gajendra Dubey
01.10 - 01.20 PM	IVUS in CTO Lesions an Eye into The Coronary Artery	Prashant M Jagtap
01.20 - 01.30 PM	Imaging Based CTO Lesion Assessment and Management	Ajay Joshi
01.30 - 01.40 PM	Wire Escalation And OCT Optimisation in CTO	Srinivasan R
01.40 - 01.50 PM	IVUS and FFR Guided CTO PCI	Karthik Natarajan
01.50 PM - 02.50 PM	Luncheon Symposium - Boston 🍴🎯	
02.50 PM - 04.50 PM	Session 4: LM/Bifurcation Intervention	
Judges	Latchumanadhas K, Sivakumar R, Himanshu Gupta, Vijayachandra Reddy, Sambasivam K A	
02.50 - 03.00 PM	Left Main Bifurcation Angioplasty With DKC Technique is More Than Double Kissing Crush: Learning From Mistakes	Ankush Gupta
03.00 - 03.10 PM	IVI Assisted DK Culotte	Karuppiah S K P
03.10 - 03.20 PM	Left Main DK Crush Bifurcation Stenting	Senthilraj
03.20 - 03.30 PM	Unprotected LM Bifurcation PTCA With DK Crush Technique Under OCT Guidance	Thangasami
03.30 - 03.40 PM	OCT Guided DK Crush LM PCI	Ajit Mehta
03.40 - 03.50 PM	Dilemma Associated With Ostial LCX Lesions	Jawahar Farook
03.50 - 04.00 PM	Zero Contrast Bifurcation Stenting	Anshul Gupta
04.00 - 04.10 PM	IVUS Guided LMCA Bifurcation And Multivessel PCI	Niraj Raghani
04.10 - 04.20 PM	How OCT Can Modify The Approach In Complex PCI	Priya Palimkar
04.20 - 04.30 PM	Isolated LMCA PCI Under IVI Assistance By Using 014 Technique	Rajesh Natuva
04.30 - 04.40 PM	How OCT Changed Strategy In ULM Bifurcation PCI	Anand K
04.40 - 04.50 PM	LM Trifurcation - Challenging Anatomies and Challenging Clinical Scenarios!	Balwinder Singh
		Shalini Mani

04.50 PM - 06.50 PM Session 5: Stent Failure**Judges Shoichi Kuramitsu, Chadha D S, Balbir Singh, Selvamani S, K M K Reddy, Chandrabhan Meena**

04.50 - 05.00 PM	Extrastent Plaque Modification For Unexpanded Stent	Damodhar S
05.00 - 05.10 PM	OCT Guided Management Of Freefloating Struts In Left Main : By Novel Technique	Ganesan
05.10 - 05.20 PM	A Case Of Recurrent PCI In Recurrent ISR In LAD With 3 Layered Vessel In A Redo Cabg	Nambirajan
05.20 - 05.30 PM	Management Of Stent Failure	Subburamakrishnan
05.30 - 05.40 PM	Aimed For Circumflex Landed In Left Main A Optimised Bail Out By Using OCT	P
05.40 - 05.50 PM	A Case Of Early DES ISR When Imaging Is Superior To Imagination	Gopalakrishna
05.50 - 06.00 PM	Luminobhram A Case Of Acute Stent Failure	Koduru
06.00 - 06.10 PM	LMCA Bifurcation ISR Lesion How Imaging Helped Me Reduce Metal Layer	Nagula Praveen
06.10 - 06.20 PM	OCT In Very Late Stent Failure With Acute Inferior Wall MI	Varun Marimuthu
06.20 - 06.30 PM	See With Clarity Treat With Certainty	Kirankumar
06.30 - 06.40 PM	Neo Intimal Debulking With Excimer Laser In Stent Failure	Madhupada
06.40 - 06.50 PM	IVUS Guided ELCA Assisted ISR PCI	Richa Sharma

06.50 PM - 08.30 PM Session 6: Coronary Physiology**Judges Joo Myung Lee, Carlos Collet, Bahuleyan C G, Mahesh N K, Mohan Mani, Sibasis Sahoo**

06.50 - 07.00 PM	Role Of Physiology IVI to Diagnose: Treat the Culprit Vessels	Anadhraj
07.00 - 07.10 PM	What the Eye Does Not Admire the Heart Does Not Desire	Panneerselvaraj
07.10 - 07.20 PM	An Intriguing Case Of NSTEMI Solved by FFR	Rallapalli
07.20 - 07.30 PM	FFR Guided PCI in a Stress MPI Negative Lesion	Spandana
07.30 - 07.40 PM	Should we Stent Every FFR Positive Lesion	Shaheer Ahmed A
07.40 - 07.50 PM	FFR or IVUS for Guiding PCI of Indeterminate Lesions: Can We Compare Apples With Oranges: Lesson Learned From 2 Cases	Shyam Kumar G
07.50 - 08.00 PM	Imaging And Physiology Case Multimodality Physiologic Decision Making in a Case of CCS	Suhas Hardas
08.00 - 08.10 PM	Stent Sparing Physiology Guided PCI	Pankaj Manoria
08.10 - 08.20 PM	Role of RFR in Post PCI	Akinchan Bhardwaj
08.20 - 08.30 PM	Fame of FFR	Akshay Prashanth
		Rufus Demel
		Subashini
		Subramani

Day 3 – 13th August 2023 – HALL A

08.30 AM - 10.30 AM Session 11: Imaging / Physiology Complex PCI: CTO and Minimum Contrast PCI

Chairpersons Ajay J Swamy, Rohit Mody, Ajit Mehta, Viveka Kumar

Moderators Yusuf Kumble, Ganesan N, Pankaj Jariwala, Aditya M, Srinivasan R, Bikas Majumdar

08.30 - 09.15 AM  **Live case 3: The Madras Medical Mission, Chennai**
IVUS Guided '0' Contrast PCI

09.15 - 09.30 AM IVUS Guided Proximal Cap Puncture - Tips and Tricks

09.30 - 09.45 AM IVUS Guided Re-entry During Antegrade PCI

09.45 - 10.00 AM Failed Reverse CART - IVUS Guided Problem Solving

10.00 - 10.10 AM IVUS in CTO PCI

10.10 - 10.20 AM OCT in a BRS Case

10.20 - 10.30 AM Saline OCT

**Ajit Mulasari S /
Nandhakumar V**

A Sharath Reddy

Shoichi Kuramitsu

Prathap Kumar N

Arun

Kalyanasundaram

Vineet Sankhla

Mahesh NK

10.30 AM - 12.30 PM Session 12: Coronary Physiology in Complex Lesions

Chairpersons Ezhilan J, Manokar P, Binoy John, Suresh Kumar K P

Moderators Kalaiichelvan U, Selvaganesh M, Palanivel Rajan, Premchand M, Chandramouli B C, Kashinath Ghosh Hazra, Ravikanth A

10.30 - 11.15 AM  **Live case 4: The Madras Medical Mission, Chennai**
Physiology Guided Tandem Lesion Intervention with Step by Step BRS

11.15 - 11.30 AM Outcomes After FFR Guided Deferral of Revascularization

11.30 - 11.45 AM Post PCI Physiology - Is it too late?

11.45 - 12.00 Noon Intermediate Lesion Assessment - Imaging or Physiology or both?

12.00 - 12.10 PM Muscle Bridge

12.10 - 12.20 PM LM with Concomitant Lesions

12.20 - 12.30 PM Diffuse Lesion under the Guidance of Imaging and Physiology

Latchumanadhas K

/ Rony Mathew /

Joo Myung Lee

Shoichi Kuramitsu

Carlos Collet

Gary Mintz

Ajay Swamy

Anantharaman R

Kannan B R J

12.30 PM - 02.30 PM Session 13: Complication / Imaging Exotica

Speakers Gary Mintz, Shoichi Kuramitsu, Carlos Collet, Elvin Kedhi, Ziad Ali, Ashok Seth, Ajit Mulasari S, Sengottuvelu G, Rony Mathew, Vijayakumar S

02.30 PM - 03.00 PM Best 3 Selected Cases Presentation

Speakers Gary Mintz, Shoichi Kuramitsu, Carlos Collet, Elvin Kedhi, Ziad Ali, Ashok Seth, Ajit Mulasari S, Sengottuvelu G, Rony Mathew, Vijayakumar S

Day 3 – 13th August 2023 – HALL B

08.30 AM - 10.20 AM **Session 7: Imaging Guided Management of Coronary Complications**

Judges Owen Christopher Raffel, Sridhar Kasturi, Rishi Sethi, H K Bali, Stalin Roy

- 08.30 - 08.40 AM IVUS Guided EVAR in Type B Aortic Dissection
08.40 - 08.50 AM Zero Contrast PCI Using IVUS
08.50 - 09.00 AM Imaging Guided Crossing and Recrossing in Bifurcation Stenting
09.00 - 09.10 AM SCAD a Masquerader Killer or Just an Ugly Looking Benign Teacher
09.10 - 09.20 AM Left Main Coronary Artery Perforation Following Stenting Of Intramural Hematoma IVUS Insights
09.20 - 09.30 AM How OCT Imaging Helped Me To Manage Acute Stent Thrombosis
09.30 - 09.40 AM IVUS as a Rescue In Acute Vessel Closure
09.40 - 09.50 AM A Case Of Zero Contrast PTCA Learning On The Go
09.50 - 10.00 AM Instent Restenosis Imaging: OCT And Management
10.00 - 10.10 AM PTCA in a High Bleeding Risk Patient Intravascular Imaging Ensured a Safe Outcome

**Damodhar S
Kranthi Kumar
Uday Mahorkar
Imran Hafeez**

**Ashwin
Kodliwadmth
Kapil Challawar**

**Parag Tamberi
Vinesh Jain
Nageswararao
Goteti
Raj Pratap Singh**

10.20 AM - 11.30 AM **Session 8: BRS**

Judges Manoj S, Nishit Chandra, Saurabh Mehrotra, Rajeev Rathi

- 10.20 - 10.30 AM BRS 10 Years Followup with OCT IVUS CT
10.30 - 10.40 AM Successful Bifurcation Stenting LMCA To LAD LCX Using IVUS Guidance
10.40 - 10.50 AM An OCT Guided Metalfree Scaffold Implantation in a Young Patient with AWMl
10.50 - 11.00 AM OCT Evaluation of Meres100 BRS
11.00 - 11.10 AM BVS Stent Recoil
11.10 - 11.20 AM How OCT Aided to Optimize BRS Implantation
11.20 - 11.30 AM BRS in Critical DVD

**Selvamani S
Rohit Swaminathan**

R Sivakumar

**Vineet Sankhla
Mohajit Arneja
Subhash Chandra
Abhay Somani**

SPONSORS

DIAMOND



GOLD



SILVER





IPCI | 2023 | Chennai
11th, 12th, 13th August 2023
ICC Grand Chola, Chennai

GET THE UPDATES

Download the
All Pass Mobile App
and access the best of
IPCI 2023 Chennai

Login with E-mail ID given
At the time of the
Registration
Password is - **ipci2023**



SCAN AND DOWNLOAD THE APP



iPCI
2023

CONFERENCE SECRETARIAT

SUJATHA

+91-98416-12076

IMAGINGPCI@GMAIL.COM

